

Evolution™

Compressed Air Solutions for Auto Industry

True Value for Money in Auto & Auto Components Industry

What You Need



Dry compressed air with stable pressure and consistent flow is required to run pneumatic tools at required torque level. Evolution™ offers complete solution for compressed air system to reduce downtime in assembly shops.



Dry compressed air with less oil content and consistent flow are required to run paint spray guns for uniform and high quality applications. With its 3 stage separation system and reliable components, Evolution™ enables you to perform it efficiently and effectively.




Dust free compressed air is required to run CNC machine tools. With 99% efficient filters, Evolution™ supplies you highly pure air to run machine tools without any interruption.

Evolution™ rotary screw air compressors are designed to provide ease of operation, low maintenance and reliable air supply. When you choose **Evolution™**, you have selected the compressor rated highly for its performance and reliability.



What We Commit



Designed for high flow

The 15 - 37 kW rotary screw compressor provides a reliable compressed air solution, with highest performance. We ensure that you get maximum flow with same kW range.



3 stage separation


Oil separation is done in 3 stages which ensures minimum oil carry over. Integrating with Evolution™ dryer and filter ensures clean and moisture free air.



Filtration


Prefilter and 99% efficiency of air filter ensure that the compressed air does not carry more than 3 micron particles.

Each new feature of the Evolution™ rotary screw air compressor contributes to an overall design that answers your concerns with real-world advantages in performance and value.



Value for Money

Designed with advanced technology to produce more volume of air, makes it a cost effective solution.



Advanced Microprocessor Controller

Electronic display lets you monitor Package discharge pressure, Total hours run, Maintenance timer, Fault indicator, Flashing LED at 10 % remain and service overdue warning for ease of operation and trouble free maintenance.



Long Life Synthetic Ultra Coolant

Biodegradable synthetic ultra coolant with 8,000 hours long life help you to reduce maintenance cost and increase productivity.



Dual-Control Operation

Reliable and effective load/no-load control with automatic stop and restart facility for maximum flexibility.



Advanced Cooling

Optimally designed blower reduces power cost by eliminating the need for extra fan motor and provides efficient cooling in 46°C ambient environment.



Ease of Serviceability

All key maintenance components have been grouped to provide ease of serviceability.



One Stop Solution

Complete solution for compressor and accessories including air receivers, air dryers and air filters.



Quick Service Support

Evolution™ offers a wide network of certified and well trained technicians and engineers capable of supporting you with cost effective service solutions to keep your compressed air system at peak performance.

15 – 37 kW Rotary Screw Air Compressors

Model	Power kW	Capacity cfm	Pressure		Dimension			Weight kg
			rated psig	max. psig	length mm	width mm	height mm	
N15 7	15	95	100	110	1245	1150	1150	470
N15 8	15	89.5	115	125	1245	1150	1150	470
N15 10	15	82	135	145	1245	1150	1150	470
N18 7	18.5	112	100	110	1245	1150	1150	490
N18 8	18.5	106	115	125	1245	1150	1150	490
N18 10	18.5	98	135	145	1245	1150	1150	490
N22 7	22	133	100	110	1245	1150	1150	500
N22 8	22	127	115	125	1245	1150	1150	500
N22 10	22	118.5	135	145	1245	1150	1150	500
N30 7X	30	172	100	110	1412	1325	1205	710
N30 8X	30	165	115	125	1412	1325	1205	710
N30 10X	30	156	135	145	1412	1325	1205	710
N30 7	30	190	100	110	1412	1325	1205	720
N30 8	30	178	115	125	1412	1325	1205	720
N30 10	30	165.5	135	145	1412	1325	1205	720
N37 7	37	226	100	110	1412	1325	1205	735
N37 8	37	215	115	125	1412	1325	1205	735
N37 10	37	201	135	145	1412	1325	1205	735

Conversion Details : • 1 cfm = 0.02831 m³/min • 1 psi = 0.07031 kg/cm²
 • 1 m³ = 1000 litres • 1 hp = 0.746 kW

FAD (Free Air Delivery) Tested per ISO 1217 : 2009 Annex C



Evolution™ is a brand of Ingersoll Rand. Ingersoll Rand (NYSE:IR) advances the quality of life by creating and sustaining safe, comfortable and efficient environments. Our people and our family of brands work together to enhance the quality and comfort of air in homes and buildings; transport and protect food and perishables; secure homes and commercial properties; and increase industrial productivity and efficiency. We are a \$14 billion global business committed to a world of sustainable progress and enduring results.

www.ingersollrandproducts.com/evolution

21-30, GIDC Estate, Naroda, Ahmedabad-382330, India. • Phone : (079) 22820123, 22820323 • Fax : (079) 22821003, 22821256
 E-mail : evolution@irco.com • Customer Support Center 1-800-102-7926 • customersupportindia@irco.com

Designs and specifications are subject to change without notice or obligation. Compressors are not designed, intended or approved for breathing air application.

© 2012 Ingersoll Rand Company